

Washtenaw County Sheriff's Office

Requested data for the SWWCOG



ABSTRACT

This document contains data and a short explanation of the data that was requested by the South Western Washtenaw Council Of Governments (SWWCOG) at their last meeting (June 8, 2011). This document does not include all of the important factors associated with making a decision concerning police services and should be utilized as one tool in a much larger discussion. The Sheriff understands the difficult issues that a community faces when making a decision about police services. The data here is intended to support this decision making process, but is not intended to answer all relevant questions. As Sheriff, we will continue to support this deliberation in whatever way is requested. The Sheriff's Office recognizes and embraces our role to ensure that the public safety needs of all areas of Washtenaw County are met. To that end, we are committed to providing direct police enforcement services to those communities that request our assistance and to providing support to those communities that do not require direct enforcement services.

Arrival Time Averages by Call For Service

The data below shows response time averages from January 2010-June 2011.

It includes ALL calls for service, those that are emergent and those that are no.

Those jurisdictions listed above the black line are non contract areas and those below the black line are contract areas.

This spreadsheet shows three important measurements when analyzing response times.

1. It shows the average time (in minutes) that it takes for each non contract and contract jurisdiction to have a call created. This is the amount of time it takes for a Dispatcher to take the call and dispatch an officer. Keep in mind that dispatchers can only dispatch an officer when an officer is available.
2. It also shows how long it takes from the time it is dispatched to the time an officer arrives on scene. Or put another way, from the time we tell the officer where they are needed to the time they arrive.
3. Finally, it shows the total average time that it takes from the 911 call coming in to an officer arriving on scene.

For example, in Augusta Township between January 2010 and June 2011 (on average) it took 18.2 minutes to dispatch an officer, 17.1 minutes from the time it was dispatched to the time the officer arrived on scene for a total of 35.3 minutes.

There are several points to consider when looking at this data;

- The average time for a call to be dispatched to a non contract area is 24 minutes
- The average time for a call to be dispatched to a contract area is 13 minutes
- The average time for an officer to arrive on scene in a non contract area once dispatched is 17 minutes.
- The average time for an officer to arrive on scene in a contract area once dispatched is 9 minutes.
- The average total time from 911 call to officer arrival in a non contract area is 41 minutes.
- The average total time from 911 call to officer arrival in a contract area is 22 minutes.
- By the time a non contract area has a call dispatched (24 minutes) a contract area already has an officer on scene (22 minutes).

WCSCO & MSP Arrival Times--Average per all Calls for Service
 January 2010 through June 2011

	Create to Dispatch	Dispatch to Unit Arrival	Total
Augusta Township	18,237	17,085	35,322
Freedom Township	23,067	14,115	37,182
Lima Township	18,468	15,801	34,269
Lyndon Township	24,645	14,353	38,998
Manchester Township	32,989	21,379	54,368
Saline Township	21,06	15,648	36,708
Sharon Township	30,934	18,508	49,442
Sylvan Township	22,395	23,115	45,51
Bridgewater Township	15,232	6,602	21,834
Dexter Township	18,609	9,749	28,358
Dexter Village	7,028	8,459	15,487
Lodi Township	14.3	8,725	23,025
Manchester Village	13,357	7,896	21,253
Scio Township	9,009	16,01	25,019
Webster Township	10,916	6,803	17,719

Arrival Time by Call For Service

The data below shows response times by the Washtenaw County Sheriff's Office and Michigan State Police for various calls between January and June of 2011. MSP is included in our response times since Metro Dispatch provides dispatching services for MSP and the data in our system is combined.

In the spreadsheet you will see that all non contract jurisdictions are listed to the left of the solid black line and all contract jurisdictions are listed to the right.

Data is listed as minutes. For example in Augusta Township for a Domestic Violence call it would take on average 23.3 minutes for an officer to arrive on scene.

There are several points to consider when looking at this data.

- It takes, on average 15 minutes longer in a non-contract area to get to a Domestic Violence call than in a contract area.
- It takes, on average three times as long on average to get to a Disorderly Person complaint in a non-contract area.
- It takes, on average 7 minutes longer to get to a Personal Injury Crash in a non-contract area.
- On average, it takes almost twice as long to get to a 911 hang up call in a non-contract area
- And over twice as long to get to a Burglary Alarm in a non-contract area.

WCSCO & MSP Arrival Time by Call for Service
January through June 2011

	Augusta Township		
	Freedom Township		
	Lima Township		
	Lyndon Township		
	Manchester Township		
	Saline Township		
	Sharon Township		
	Sylvan Township		
	Bridgewater Township		
	Dexter Township		
	Dexter Village		
	Lodi Township		
	Manchester Township		
	Scio Township		
	Webster Township		
Domestic Violence	23.3	34.9	27.7
Disorderly Conduct	22.1	22.6	37.4
Crash--Personal Injury	16.7	10.4	17.4
Suspicious Persons	28.4	34.2	37.1
911 Hang-up	30.3	49.6	31.4
Burglary Alarm	31.3	26.7	30.1
		45.4	42.8
		24	53.8
		75.1	242
		24.7	NA
		18.9	18.6
		30.3	18.7
		12.5	10.9
		16.2	19.8
		21.9	11.9
		20.8	14.9
		16	24.9
		18.2	17.5
		6.44	14.4
		22.6	21.9
		15	17.3
		20	11.9
		23.3	20
		29.3	17.1
		17.7	29.3

Non-Contract Areas—Sheriff's Office Traffic Enforcement

The spreadsheet on the following page describes the number of traffic stops made by WCSO deputies in non-contract areas. It is important to remember that this data only covers Washtenaw County Sheriff's Deputies and not other agency stops that may have taken place within a non-contract area.

The 2011 data contained within this spreadsheet is through the month of June. The 2009 and 2010 data is for the entire calendar year.

One important finding and possible comparison between contract and non-contract services around traffic stops is to look at Augusta Township in 2009. At that time Augusta Township was contracting for a deputy and the number of traffic stops made was considerably more than the same area in 2010. In fact, there was a 75% decrease in the number of stops from 2009 (492 stops) to 2010 (121 stops). As a jurisdictional comparison, Augusta Township has a population of around 4,800.

This data also shows stops in areas that currently have their own police agencies. As the Sheriff's Office we have the authority to police countywide and although it is not common practice to police an area that has their own agency there are times when it is necessary.

Additionally, we have included similar data (the second spreadsheet) for those areas that currently contract with the Sheriff's Office.

Washtenaw County Sheriff's Office
Non-Contract Areas--Sheriff's Office Traffic Enforcement

Non-Contract Entity	2011*		2010		2009	
	Stops	Citations	Stops	Citations	Stops	Citations
Ann Arbor City	96	53	180	149	204	184
Augusta Township	64	38	121	98	102**	111**
Chelsea City	55	40	63	41	10	8
Freedom Township	16	14	51	35	25	21
Lima Township	45	43	102	74	100	49
Lyndon Township	66	45	49	33	76	55
Manchester Township	54	30	24	19	36	22
Millie City	9	5	65	70	3	3
Northfield Township	8	6	25	17	22	21
Plattsfield Township	77	68	284	250	152	119
Saline City	37	30	92	57	26	20
Saline Township	109	86	125	144	198	125
Sharon Township	15	14	35	15	19	11
Sylvan Township	47	25	24	12	12	11
Ypsilanti City	33	22	60	37	337	248

Washtenaw County Sheriff's Office
Contract Areas--Sheriff's Office Traffic Enforcement

Non-Contract Entity	2011*		2010		2009	
	Stops	Citations	Stops	Citations	Stops	Citations
Manchester Village	408	45	598	253	848	449
Bridgewater Twp.	141	69	209	120	303	195
Leed Township	414	192	906	396	988	638
Solo Township	1729	927	2134	1096	1435	1144
Dexter Village	625	466	795	322	738	350
Webster Township	128	65	187	124	241	151
Dexter Township	381	226	510	329	285	165
York Township	269	142	1085	600	660	393

*Through June 2011

**Augusta Township contracted for one deputy in 2009

Contract Deputies responding into Non-Contract Areas

This data shows (by contract area) how much time those contract deputies are spending in the various non-contract areas around them.

Although this particular spreadsheet does not show response times, one consideration from this data is if these contract deputies were not being contracted for who would have responded in their place and how long the response might have taken.

This data is only for contract deputies and does not represent every call that came from the non-contract areas that our office or another agency may have responded to and does not include response from one of the 12 countywide deputies.

The 2011 data contained within the spreadsheet is through the month of June. The 2009 and 2010 data is for the entire calendar year.

As an example, the first spreadsheet shows how many incidents and how much time deputies from the Dexter Village, Dexter Township and Webster Township collaboration contract spent in the various non-contract areas. The first line shows that so far in 2011 a contract deputy from the Dexter, Dexter & Webster collaboration has made 3 trips for a total of 2 hours and 50 minutes. For 2010 the same contract deputies made 11 trips for a total of 7 hours and 30 minutes and in 2009 they made 3 trips for a total of 2 hours and 5 minutes.

This data does not describe the type of incident the deputies were responding to and how emergent that call may have been.

Washtenaw County Sheriff's Office
Contract Deputies responding into Non-Contract Areas

Dexter Village-Dexter Township-Webster Township Collaboration Deputies

Non-Contract Entity	2011*		2010		2009	
	Trips	Time	Trips	Time	Trips	Time
Lyndon Township	3	2h 50m	11	7h 30m	3	2h 5m
Sylvan Township	2	1h 20m	0	0	0	0
Sharon Township	0	0	3	5h 15m	0	0
Manchester Township	1	50m	0	0	0	0
Lima Township	10	4h 55m	4	5h 3m	11	11h 30m
Freedom Township	0	0	2	2h 0m	0	0
Saline Township	0	0	2	30m	0	0
Augusta Township	0	0	3	50m	0	0
Northfield Township	3	2h 0m	5	4h 0m	2	1h 0m
Pittsfield Township	0	0	0	0	1	30m
Chelsea City	1	35m	1	2h 45m	1	5m
Ann Arbor City	3	2h 15m	12	7h 45m	3	1h 15m
Ypsilanti City	1	1h 40m	0	0	0	0

Salem Township Deputy

Non-Contract Entity	2011*		2010		2009	
	Trips	Time	Trips	Time	Trips	Time
Northfield Twp.	6	5h 40m	6	5h 40m	3	2h 15m

Manchester Village-Bridgewater Township-Lodi Township Collaboration Deputies

Non-Contract Entity	2011*		2010		2009	
	Trips	Time	Trips	Time	Trips	Time
Lyndon Township	0	0	0	0	1	1h 40m
Sylvan Township	0	0	0	0	1	1h 0m
Sharon Township	4	4h 25m	3	4h 55m	5	4h 10m
Manchester Township	18	15h 55m	14	15h 40m	15	12h 40m
Lima Township	0	0	2	1h 35m	3	1h 30m
Freedom Township	13	12h 15m	16	16h 40m	9	6h 45m
Saline Township	7	3h 55m	14	11h 20m	1	15m
Augusta Township	0	0	1	1h 25m	0	0
Pittsfield Township	2	50m	2	40m	1	3h 45m
Chelsea City	1	15m	0	0	0	0
Saline City	1	10m	1	20m	1	35m
Ann Arbor City	1	30m	3	1h 35m	0	0

Scio Township Deputies

Non-Contract Entity	2011*		2010		2009	
	Trips	Time	Trips	Time	Trips	Time
Lyndon Township	0	0	1	6h 50m	3	2h 25m
Sylvan Township	0	0	5	2h 5m	1	30m
Manchester Township	0	0	2	45m	0	0
Lima Township	10	5h 1m	6	5h 0m	5	6h 0m
Freedom Township	1	20m	1	35m	1	1hr 0m
Chelsea City	0	0	1	10m	0	0
Saline City	1	10m	0	0	0	0
Ann Arbor City	1	1h 15m	9	6h 5m	1	15m
Ypsilanti City	0	0	0	0	0	0
U of M	0	0	1	9h 30m	1	1h 50m

York Township Deputies

Non-Contract Entity	2011*		2010		2009	
	Trips	Time	Trips	Time	Trips	Time
Saline Township	0	0	0	0	1	1h 10m
Augusta Township	25	22h 45m	59	41h 40m	54	32h 39m
Pittsfield Township	0	0	2	1h 10m	1	30m
Saline City	2	35m	4	3h 45m	1	15m
Milan City	5	2h 18m	3	1h 5m	5	2h 20m

Superior Township-Ann Arbor Township Collaboration Deputies

Non-Contract Entity	2011*		2010		2009	
	Trips	Time	Trips	Time	Trips	Time
Saline Township	0	0	0	0	2	2h 0m
Augusta Township	1	0h 15m	0	0	1	0h 40m
Northfield Township	1	0h 15m	4	4h 20m	0	0
Pittsfield Township	3	1h 20m	6	1h 15m	7	3h 20m
Ann Arbor City	0	0	4	6h 0m	4	1h 20m
Ypsilanti City	8	7h 55m	7	4h 45m	14	7h 35m

Ypsilanti Township Deputies

Non-Contract Entity	2011*		2010		2009	
	Trips	Time	Trips	Time	Trips	Time
Saline Township	0	0	0	0	2	2h 50m
Augusta Township	13	8h 10m	23	19h 55m	26	27h 20m
Northfield Township	1	1h 45m	1	0h 45m	0	0
Pittsfield Township	10	7h 25m	25	11h 20m	10	5h 15m
Saline City	0	0	1	1h 10m	0	0
Milan City	0	0	0	0	1	45m
Ann Arbor City	3	3h 40m	3	3h 30m	2	1h 5m
Ypsilanti City	42	26h 50m	55	24h 20m	35	21h 20m
U of M	0	0	1	1h 0m	1	1h 15m

CLEMIS Comstat Report

This data comes from CLEMIS (Courts and Law Enforcement Information System) and is the system that the Washtenaw County Sheriff's Office uses to record crime data such as calls for service, type of crime, the actual report a deputy makes, etc...

This data shows the non-contract areas and every incident that came into the Washtenaw County Sheriff's Office for those areas. It also includes those runs taken by the Michigan State Police. MSP runs are classified under "Open Generic" in the report below.

As an example the Comstat report for Saline Township shows that for Assault and Battery there were 2 incidents in the previous year (2010) and one incident so far in the current year (2011). It also shows the percent change from the previous year (2010) to the current year (2011) to be a -50% decrease in that particular crime.

COMSTAT Report

Report Description

Previous Timeframe : From 2010-01-01 00:00:00 To 2010-06-30 23:59:00

Current Timeframe : From 2011-01-01 00:00:00 To 2011-06-30 23:59:00

Location : MunicipalArea | SALINE TOWNSHIP

User Comments : Jan-June 2010 vs 2011

Crime Class	Crime Class Description	Previous	Current	Percent Difference
450	ASSAULT AND BATTERY	2	1	-50.00%
460	INTIMIDATION / THREAT	1	0	-100.00%
699	LARCENY - ALL OTHER	2	0	-200.00%
1210	EMBEZZLEMENT	0	1	100.00%
1410	MDOP - MALICIOUS DESTRUCTION OF PRO	1	0	-100.00%
2115	OUI LIQUOR - includes per se	3	1	-66.67%
2125	OUI DRUGS	0	1	100.00%
2405	DISORDERLY CONDUCT	0	1	100.00%
2440	PUBLIC NUISANCE	0	2	200.00%
2688	DOG LAW VIOLATIONS	0	1	100.00%
2689	ANIMALS AT LARGE	0	1	100.00%
2691	CONSERVATION LAWS	1	0	-100.00%
2934	VEHICLE INSURANCE - NONE / EXPIRED	1	0	-100.00%
2935	DWLS 2ND	0	1	100.00%
2937	NO OPS ON PERSON	1	0	-100.00%
3010	FELONY	2	1	-50.00%
3020	MISDEMEANOR	1	1	0.00%
3101	ACC, SINGLE MOTOR VEH	1	2	100.00%
3112	ACC, INJURY TYPE A	1	0	-100.00%
3145	TRAFFIC CRASHES - PROPERTY DAMAGE	18	10	-44.44%
3148	MOTOR VEHICLE - ANIMAL	0	1	100.00%
3155	PERSONAL INJURY	1	1	0.00%
3250	MENTAL	1	0	-100.00%
3299	WELFARE CHECK	1	0	-100.00%
3309	LIQUOR INSPECTION	0	1	100.00%
3310	FAMILY TROUBLE	3	1	-66.67%
3312	NEIGHBORHOOD TROUBLE	1	0	-100.00%
3314	MISSING PERSONS	1	0	-100.00%
3316	LOST PROPERTY	0	1	100.00%
3318	FOUND PROPERTY	0	2	200.00%
3324	SUSPICIOUS CIRCUMSTANCES	5	1	-80.00%
3326	SUSPICIOUS VEHICLES	1	0	-100.00%
3328	SUSPICIOUS PERSONS	1	5	400.00%
3330	ASSIST OTHER LAW ENFORCEMENT AGENCY	3	3	0.00%
3331	ASSIST MEDICAL	3	1	-66.67%
3332	ASSIST FIRE DEPT	0	1	100.00%
3333	ASSIST MOTORIST	1	5	400.00%
3334	ASSIST OTHER GOVT AGENCY	0	1	100.00%
3336	ASSIST CITIZEN	4	1	-75.00%
3345	ACCIDENTAL PROPERTY DAMAGE	0	1	100.00%
3351	CIVIL - LANDLORD / TENANT	0	1	100.00%
3501	OPEN GENERIC	2	7	250.00%
3502	OPEN GENERIC	0	1	100.00%
3510	OPEN GENERIC	0	3	300.00%
3523	OPEN GENERIC	64	91	42.19%
3525	OPEN GENERIC	0	1	100.00%
3598	OPEN GENERIC	0	1	100.00%
3702	ROAD HAZARD	3	5	66.67%

COMSTAT Report

Report Description

Previous Timeframe : From 2010-01-01 00:00:00 To 2010-06-30 23:59:00

Current Timeframe : From 2011-01-01 00:00:00 To 2011-06-30 23:59:00

Location : MunicipalArea | SALINE TOWNSHIP

User Comments : Jan-June 2010 vs 2011

Crime Class	Crime Class Description	Previous	Current	Percent Difference
3710	VEHICLE OFF ROADWAY - CID	1	0	-100.00%
3730	TRAFFIC MISCELLANEOUS A COMPLAINT	0	1	100.00%
3732	TRAFFIC MISCELLANEOUS B COMPLAINT	1	0	-100.00%
3804	ANIMAL COMPLAINT	0	2	200.00%
3806	ANIMAL ALIVE - PUT TO SLEEP	0	1	100.00%
3808	ANIMAL BITE / SCRATCH	0	2	200.00%
3812	ANIMAL PICK-UP - ALIVE	1	1	0.00%
3902	BURGLARY ALARM	2	14	600.00%
4041	SPEEDING	14	16	14.29%
4043	DRIVING WITHOUT DUE CARE	0	1	100.00%
4048	IMPROPER PASSING	0	1	100.00%
4054	FAIL TO STOP FOR SCHOOL BUS	0	2	200.00%
4062	IMPROPER USE OF LIGHTS	1	2	100.00%
4105	EQUIPMENT	2	1	-50.00%
4310	LICENSE / TITLE / REGISTRATION	0	1	100.00%
4313	VEH REG IMPROPER / EXPIRED	1	2	100.00%
5170	FALSE CALL I / I / C / F	0	1	100.00%
6199	OTHER	9	8	-11.11%

COMSTAT Report

Report Description

Previous Timeframe : From 2010-01-01 00:00:00 To 2010-06-30 23:59:00

Current Timeframe : From 2011-01-01 00:00:00 To 2011-06-30 23:59:00

Location : MunicipalArea | AUGUSTA TOWNSHIP

User Comments : Jan-June 2010 vs 2011

Crime Class	Crime Class Description	Previous	Current	Percent Difference
210	CSC I - PENETRATION - P/V - FORCE	2	0	-200.00%
212	CSC III - PENETRATION - P/V - FORCE	1	0	-100.00%
220	CSC I - WITH OBJECT - FORCE	1	0	-100.00%
450	ASSAULT AND BATTERY	8	12	50.00%
460	INTIMIDATION / THREAT	2	1	-50.00%
461	BOMB THREAT	0	1	100.00%
499	ASSAULT (ALL OTHER)	1	5	400.00%
510	BURGLARY - HOME INVASION - 1ST DEGR	3	4	33.33%
512	BURGLARY - FORCE - NON-RESIDENTIAL	2	0	-200.00%
521	BURGLARY - NO FORCE - RESIDENTIAL	1	0	-100.00%
643	LARCENY FROM VEHICLE - B&E (INCLUDE	9	2	-77.78%
653	OF VEHICLE PARTS / ACCESSORIES - B&	2	0	-200.00%
670	IN A BUILDING	3	3	0.00%
699	LARCENY - ALL OTHER	5	8	60.00%
710	AUTOMOBILE (CAR) THEFT	0	3	300.00%
1120	CONFIDENCE GAMES	0	2	200.00%
1199	ALL OTHER	1	0	-100.00%
1410	MDOP - MALICIOUS DESTRUCTION OF PRO	4	5	25.00%
1821	MARIJUANA - USE / POSSESS	4	1	-75.00%
1853	OTHER NARCOTIC - USE / POSSESS	0	1	100.00%
1872	FRAUDULENT PROCUREMENT / PRESCRIPTI	0	1	100.00%
2022	CRUELTY / NEGLECT - OTHER	0	1	100.00%
2099	OTHER NON-VIOLENT OFFENSES	1	0	-100.00%
2115	OUI LIQUOR - includes per se	0	1	100.00%
2223	JUVENILE (16 & UNDER) USE / CONSUME	1	0	-100.00%
2312	PERJURY	1	0	-100.00%
2405	DISORDERLY CONDUCT	9	2	-77.78%
2410	DISTURB THE PEACE	1	0	-100.00%
2440	PUBLIC NUISANCE	1	4	300.00%
2545	FIRECRACKERS / FIREWORKS - ILLEGAL	1	0	-100.00%
2551	FALSE FIRE ALARM	1	5	400.00%
2568	PURCHASE CIGARETTES	1	3	200.00%
2612	DRUGS - ADULTERATED (TAMPERED WITH)	1	0	-100.00%
2614	INVASION OF PRIVACY - OTHER	0	1	100.00%
2688	DOG LAW VIOLATIONS	0	1	100.00%
2689	ANIMALS AT LARGE	12	8	-33.33%
2691	CONSERVATION LAWS	3	2	-33.33%
2693	HEALTH/SAFETY VIOLATIONS	1	0	-100.00%
2694	CIVIL RIGHTS VIOLATIONS	1	0	-100.00%
2820	RUNAWAY	2	1	-50.00%
2822	LOST / MISSING JUVENILE	0	1	100.00%
2825	INCORRIGIBILITY	4	5	25.00%
2832	MISCELLANEOUS SCHOOL COMPLAINT	0	1	100.00%
2835	TRUANCY	0	4	400.00%
2840	MALICIOUS MISCHIEF	1	0	-100.00%
2899	ALL OTHER	0	7	700.00%
2924	CARELESS DRIVING	0	1	100.00%
2931	OPS LICENSE SUSPENDED / REVOKED	0	1	100.00%

COMSTAT Report

Report Description

Previous Timeframe : From 2010-01-01 00:00:00 To 2010-06-30 23:59:00

Current Timeframe : From 2011-01-01 00:00:00 To 2011-06-30 23:59:00

Location : MunicipalArea | AUGUSTA TOWNSHIP

User Comments : Jan-June 2010 vs 2011

Crime Class	Crime Class Description	Previous	Current	Percent Difference
2933	VEHICLE REGISTRATION - IMPROPER / E	0	1	100.00%
2999	ALL OTHER	0	1	100.00%
3010	FELONY	1	0	-100.00%
3020	MISDEMEANOR	2	1	-50.00%
3104	ACC, ANGLE	0	1	100.00%
3105	ACC, REAR END	0	1	100.00%
3109	ACC, SIDESWIPE-OPPOSITE	1	0	-100.00%
3145	TRAFFIC CRASHES - PROPERTY DAMAGE	13	18	38.46%
3150	PROPERTY DAMAGE - H & R	1	2	100.00%
3155	PERSONAL INJURY	0	1	100.00%
3171	PRIVATE PROPERTY - PERSONAL INJURY	1	1	0.00%
3205	SUDDEN DEATH - NATURAL	1	0	-100.00%
3215	SUICIDE - ADULT	0	2	200.00%
3250	MENTAL	2	2	0.00%
3299	WELFARE CHECK	0	4	400.00%
3310	FAMILY TROUBLE	12	11	-8.33%
3311	CUSTOMER TROUBLE	4	2	-50.00%
3312	NEIGHBORHOOD TROUBLE	0	3	300.00%
3314	MISSING PERSONS	0	1	100.00%
3316	LOST PROPERTY	2	1	-50.00%
3318	FOUND PROPERTY	2	2	0.00%
3320	OPEN BUILDINGS	1	0	-100.00%
3324	SUSPICIOUS CIRCUMSTANCES	20	2	-90.00%
3328	SUSPICIOUS PERSONS	7	10	42.86%
3330	ASSIST OTHER LAW ENFORCEMENT AGENCY	6	6	0.00%
3331	ASSIST MEDICAL	14	13	-7.14%
3332	ASSIST FIRE DEPT	0	2	200.00%
3333	ASSIST MOTORIST	1	1	0.00%
3334	ASSIST OTHER GOVT AGENCY	1	2	100.00%
3336	ASSIST CITIZEN	16	9	-43.75%
3338	ARREST ASSIST - OTHER AGENCY	0	1	100.00%
3351	CIVIL - LANDLORD / TENANT	3	7	133.33%
3355	CIVIL MATTER - OTHER	7	5	-28.57%
3399	ALL OTHER	0	1	100.00%
3501	OPEN GENERIC	13	11	-15.38%
3505	OPEN GENERIC	7	3	-57.14%
3508	OPEN GENERIC	0	3	300.00%
3510	OPEN GENERIC	0	1	100.00%
3523	OPEN GENERIC	405	384	-5.19%
3532	OPEN GENERIC	0	2	200.00%
3596	OPEN GENERIC	0	1	100.00%
3597	OPEN GENERIC	3	1	-66.67%
3599	OPEN GENERIC	1	2	100.00%
3702	ROAD HAZARD	3	5	66.67%
3704	ABANDONED AUTO	1	0	-100.00%
3706	VEHICLE IMPOUND	1	0	-100.00%
3708	PRIVATE IMPOUND	1	1	0.00%
3710	VEHICLE OFF ROADWAY - CID	0	1	100.00%

COMSTAT Report

Report Description

Previous Timeframe : From 2010-01-01 00:00:00 To 2010-06-30 23:59:00

Current Timeframe : From 2011-01-01 00:00:00 To 2011-06-30 23:59:00

Location : MunicipalArea | AUGUSTA TOWNSHIP

User Comments : Jan-June 2010 vs 2011

Crime Class	Crime Class Description	Previous	Current	Percent Difference
3728	PARKING COMPLAINT	0	1	100.00%
3732	TRAFFIC MISCELLANEOUS B COMPLAINT	1	0	-100.00%
3799	TRAFFIC MISC	1	0	-100.00%
3804	ANIMAL COMPLAINT	14	14	0.00%
3808	ANIMAL BITE / SCRATCH	3	9	200.00%
3812	ANIMAL PICK-UP - ALIVE	9	4	-55.56%
3902	BURGLARY ALARM	49	58	18.37%
3904	OPEN	4	0	-400.00%
3907	PANIC ALARM	5	3	-40.00%
3999	ALARMS ALL OTHER	1	0	-100.00%
4054	FAIL TO STOP FOR SCHOOL BUS	1	0	-100.00%
4199	OTHER CITATIONS	1	0	-100.00%
4599	MISCELLANEOUS - UUUU	1	1	0.00%
5051	HAZARDOUS MATERIAL INCIDENT	0	1	100.00%
5170	FALSE CALL I / I / C / F	4	4	0.00%
6003	P.B.T. ALCOHOL	4	0	-400.00%
6012	TRAFFIC CONTROL	0	1	100.00%
6088	POLICE TRAINING	0	1	100.00%
6199	OTHER	10	11	10.00%
6310	K-9 TRACKING	0	2	200.00%
6501	INSPECTION	1	1	0.00%
6507	PATROL	0	1	100.00%



COMSTAT Report

Report Description

Previous Timeframe : From 2010-01-01 00:00:00 To 2010-06-30 23:59:00

Current Timeframe : From 2011-01-01 00:00:00 To 2011-06-30 23:59:00

Location : MunicipalArea | LYNDON TOWNSHIP

User Comments : Jan-June 2010 vs 2011

Crime Class	Crime Class Description	Previous	Current	Percent Difference
430	ASSAULT - OTHER WEAPON	1	0	-100.00%
450	ASSAULT AND BATTERY	0	1	100.00%
463	AGGRAVATED STALKING - MISDEMEANOR	1	0	-100.00%
499	ASSAULT (ALL OTHER)	0	2	200.00%
510	BURGLARY - HOME INVASION - 1ST DEGR	1	0	-100.00%
699	LARCENY - ALL OTHER	1	2	100.00%
1853	OTHER NARCOTIC - USE / POSSESS	1	0	-100.00%
2099	OTHER NON-VIOLENT OFFENSES	1	0	-100.00%
2299	ALL OTHER VIOLATIONS	0	1	100.00%
2305	FLEEING/ELUDING FELONY	1	0	-100.00%
2440	PUBLIC NUISANCE	0	1	100.00%
2499	DISORDERLY - ALL OTHER	1	0	-100.00%
2560	TRESPASS	1	0	-100.00%
2689	ANIMALS AT LARGE	6	0	-600.00%
2691	CONSERVATION LAWS	3	1	-66.67%
2706	LOCAL ORDINANCES - ANIMAL CONTROL	1	0	-100.00%
2820	RUNAWAY	1	0	-100.00%
2899	ALL OTHER	1	1	0.00%
2931	OPS LICENSE SUSPENDED / REVOKED	0	1	100.00%
2999	ALL OTHER	1	0	-100.00%
3010	FELONY	1	0	-100.00%
3020	MISDEMEANOR	0	2	200.00%
3101	ACC, SINGLE MOTOR VEH	0	1	100.00%
3105	ACC, REAR END	0	1	100.00%
3113	ACC, INJURY TYPE B	0	1	100.00%
3145	TRAFFIC CRASHES - PROPERTY DAMAGE	12	5	-58.33%
3148	MOTOR VEHICLE - ANIMAL	0	3	300.00%
3155	PERSONAL INJURY	1	3	200.00%
3170	PRIVATE PROPERTY	0	1	100.00%
3250	MENTAL	0	1	100.00%
3310	FAMILY TROUBLE	2	2	0.00%
3312	NEIGHBORHOOD TROUBLE	1	1	0.00%
3316	LOST PROPERTY	1	0	-100.00%
3324	SUSPICIOUS CIRCUMSTANCES	4	3	-25.00%
3326	SUSPICIOUS VEHICLES	1	0	-100.00%
3328	SUSPICIOUS PERSONS	4	2	-50.00%
3330	ASSIST OTHER LAW ENFORCEMENT AGENCY	2	0	-200.00%
3331	ASSIST MEDICAL	1	0	-100.00%
3332	ASSIST FIRE DEPT	1	1	0.00%
3333	ASSIST MOTORIST	1	2	100.00%
3336	ASSIST CITIZEN	3	3	0.00%
3355	CIVIL MATTER - OTHER	2	0	-200.00%
3499	ALL OTHER COMPLAINTS	1	0	-100.00%
3501	OPEN GENERIC	2	2	0.00%
3523	OPEN GENERIC	101	82	-18.81%
3531	OPEN GENERIC	0	1	100.00%
3533	OPEN GENERIC	1	0	-100.00%
3555	OPEN GENERIC	1	1	0.00%

COMSTAT Report

Report Description
Previous Timeframe : From 2010-01-01 00:00:00 To 2010-06-30 23:59:00
Current Timeframe : From 2011-01-01 00:00:00 To 2011-06-30 23:59:00
Location : MunicipalArea | LYNDON TOWNSHIP
User Comments : Jan-June 2010 vs 2011

Crime Class	Crime Class Description	Previous	Current	Percent Difference
3599	OPEN GENERIC	1	0	-100.00%
3702	ROAD HAZARD	11	3	-72.73%
3704	ABANDONED AUTO	1	1	0.00%
3706	VEHICLE IMPOUND	1	0	-100.00%
3708	PRIVATE IMPOUND	1	0	-100.00%
3710	VEHICLE OFF ROADWAY - CID	1	0	-100.00%
3732	TRAFFIC MISCELLANEOUS B COMPLAINT	6	0	-600.00%
3799	TRAFFIC MISC	0	1	100.00%
3803	ANIMAL - BARKING DOG	1	0	-100.00%
3804	ANIMAL COMPLAINT	2	2	0.00%
3808	ANIMAL BITE / SCRATCH	2	1	-50.00%
3812	ANIMAL PICK-UP - ALIVE	1	1	0.00%
3902	BURGLARY ALARM	16	3	-81.25%
3904	OPEN	2	0	-200.00%
3907	PANIC ALARM	1	0	-100.00%
4054	FAIL TO STOP FOR SCHOOL BUS	1	0	-100.00%
5170	FALSE CALL I / I / C / F	2	0	-200.00%
6199	OTHER	9	6	-33.33%

COMSTAT Report

Report Description

Previous Timeframe : From 2010-01-01 00:00:00 To 2010-06-30 23:59:00

Current Timeframe : From 2011-01-01 00:00:00 To 2011-06-30 23:59:00

Location : MunicipalArea | SYLVAN TOWNSHIP

User Comments : Jan-June 2010 vs 2011

Crime Class	Crime Class Description	Previous	Current	Percent Difference
499	ASSAULT (ALL OTHER)	0	1	100.00%
643	LARCENY FROM VEHICLE - B&E (INCLUDE	3	1	-66.67%
699	LARCENY - ALL OTHER	1	1	0.00%
1410	MDOP - MALICIOUS DESTRUCTION OF PRO	0	2	200.00%
2099	OTHER NON-VIOLENT OFFENSES	1	0	-100.00%
2115	OUI LIQUOR - includes per se	0	1	100.00%
2299	ALL OTHER VIOLATIONS	0	1	100.00%
2397	OBSTRUCT JUSTICE - OTHER	1	0	-100.00%
2599	ALL OTHER	1	0	-100.00%
2689	ANIMALS AT LARGE	3	2	-33.33%
2691	CONSERVATION LAWS	2	2	0.00%
2697	ANIMAL CRUELTY 4 YR FEL	1	1	0.00%
3020	MISDEMEANOR	1	0	-100.00%
3101	ACC, SINGLE MOTOR VEH	1	0	-100.00%
3102	ACC, HEAD ON	0	1	100.00%
3114	ACC, INJURY TYPE C	1	1	0.00%
3145	TRAFFIC CRASHES - PROPERTY DAMAGE	8	14	75.00%
3148	MOTOR VEHICLE - ANIMAL	2	3	50.00%
3150	PROPERTY DAMAGE - H & R	2	1	-50.00%
3155	PERSONAL INJURY	0	1	100.00%
3205	SUDDEN DEATH - NATURAL	1	1	0.00%
3299	WELFARE CHECK	0	1	100.00%
3310	FAMILY TROUBLE	2	0	-200.00%
3324	SUSPICIOUS CIRCUMSTANCES	11	1	-90.91%
3328	SUSPICIOUS PERSONS	3	5	66.67%
3330	ASSIST OTHER LAW ENFORCEMENT AGENCY	2	2	0.00%
3331	ASSIST MEDICAL	2	0	-200.00%
3333	ASSIST MOTORIST	1	3	200.00%
3334	ASSIST OTHER GOVT AGENCY	0	1	100.00%
3336	ASSIST CITIZEN	8	1	-87.50%
3351	CIVIL - LANDLORD / TENANT	1	3	200.00%
3355	CIVIL MATTER - OTHER	0	2	200.00%
3410	LIVERY INSPECTION	1	0	-100.00%
3501	OPEN GENERIC	2	2	0.00%
3508	OPEN GENERIC	1	0	-100.00%
3523	OPEN GENERIC	290	376	29.66%
3542	OPEN GENERIC	0	2	200.00%
3548	OPEN GENERIC	0	1	100.00%
3555	OPEN GENERIC	2	4	100.00%
3556	OPEN GENERIC	0	1	100.00%
3558	OPEN GENERIC	5	3	-40.00%
3597	OPEN GENERIC	1	0	-100.00%
3599	OPEN GENERIC	1	1	0.00%
3702	ROAD HAZARD	11	0	-1,100.00%
3704	ABANDONED AUTO	0	1	100.00%
3706	VEHICLE IMPOUND	0	2	200.00%
3728	PARKING COMPLAINT	0	1	100.00%
3732	TRAFFIC MISCELLANEOUS B COMPLAINT	1	0	-100.00%

COMSTAT Report

Report Description

Previous Timeframe : From 2010-01-01 00:00:00 To 2010-06-30 23:59:00

Current Timeframe : From 2011-01-01 00:00:00 To 2011-06-30 23:59:00

Location : MunicipalArea | SYLVAN TOWNSHIP

User Comments : Jan-June 2010 vs 2011

Crime Class	Crime Class Description	Previous	Current	Percent Difference
3799	TRAFFIC MISC	0	2	200.00%
3804	ANIMAL COMPLAINT	1	5	400.00%
3808	ANIMAL BITE / SCRATCH	2	0	-200.00%
3812	ANIMAL PICK-UP - ALIVE	1	0	-100.00%
3902	BURGLARY ALARM	16	8	-50.00%
3904	OPEN	1	0	-100.00%
3907	PANIC ALARM	0	2	200.00%
4069	FAIL TO SIGNAL	1	1	0.00%
4105	EQUIPMENT	1	0	-100.00%
5170	FALSE CALL I / I / C / F	1	0	-100.00%
6199	OTHER	5	5	0.00%
6501	INSPECTION	0	2	200.00%

COMSTAT Report

Report Description

Previous Timeframe : From 2010-01-01 00:00:00 To 2010-06-30 23:59:00

Current Timeframe : From 2011-01-01 00:00:00 To 2011-06-30 23:59:00

Location : MunicipalArea | SHARON TOWNSHIP

User Comments : Jan-June 2010 vs 2011

Crime Class	Crime Class Description	Previous	Current	Percent Difference
430	ASSAULT - OTHER WEAPON	1	0	-100.00%
450	ASSAULT AND BATTERY	2	0	-200.00%
510	BURGLARY - HOME INVASION - 1ST DEGR	2	0	-200.00%
643	LARCENY FROM VEHICLE - B&E (INCLUDE	1	0	-100.00%
699	LARCENY - ALL OTHER	0	4	400.00%
1165	IDENTITY THEFT	1	0	-100.00%
1199	ALL OTHER	1	0	-100.00%
1410	MDOP - MALICIOUS DESTRUCTION OF PRO	1	0	-100.00%
2299	ALL OTHER VIOLATIONS	1	0	-100.00%
2316	PROBATION VIOLATION	0	1	100.00%
2405	DISORDERLY CONDUCT	1	0	-100.00%
2560	TRESPASS	1	0	-100.00%
2691	CONSERVATION LAWS	0	1	100.00%
3101	ACC, SINGLE MOTOR VEH	3	0	-300.00%
3110	ACC, OTHER/KNOWN	0	1	100.00%
3113	ACC, INJURY TYPE B	0	1	100.00%
3145	TRAFFIC CRASHES - PROPERTY DAMAGE	7	8	14.29%
3148	MOTOR VEHICLE - ANIMAL	0	3	300.00%
3155	PERSONAL INJURY	0	1	100.00%
3170	PRIVATE PROPERTY	1	0	-100.00%
3250	MENTAL	1	0	-100.00%
3310	FAMILY TROUBLE	4	2	-50.00%
3312	NEIGHBORHOOD TROUBLE	1	0	-100.00%
3324	SUSPICIOUS CIRCUMSTANCES	5	0	-500.00%
3328	SUSPICIOUS PERSONS	3	1	-66.67%
3331	ASSIST MEDICAL	1	1	0.00%
3332	ASSIST FIRE DEPT	0	2	200.00%
3333	ASSIST MOTORIST	0	2	200.00%
3336	ASSIST CITIZEN	1	3	200.00%
3351	CIVIL - LANDLORD / TENANT	0	1	100.00%
3355	CIVIL MATTER - OTHER	1	1	0.00%
3501	OPEN GENERIC	2	0	-200.00%
3503	OPEN GENERIC	0	1	100.00%
3523	OPEN GENERIC	95	72	-24.21%
3702	ROAD HAZARD	1	5	400.00%
3704	ABANDONED AUTO	0	2	200.00%
3706	VEHICLE IMPOUND	0	1	100.00%
3732	TRAFFIC MISCELLANEOUS B COMPLAINT	5	0	-500.00%
3804	ANIMAL COMPLAINT	2	2	0.00%
3808	ANIMAL BITE / SCRATCH	0	1	100.00%
3812	ANIMAL PICK-UP - ALIVE	0	1	100.00%
3902	BURGLARY ALARM	10	6	-40.00%
4925	COMMERCIAL VEHICLE - WARNING	0	1	100.00%
5170	FALSE CALL I / I / C / F	1	1	0.00%
6199	OTHER	4	4	0.00%
6310	K-9 TRACKING	0	1	100.00%
6501	INSPECTION	1	3	200.00%



COMSTAT Report

Report Description

Previous Timeframe : From 2010-01-01 00:00:00 To 2010-06-30 23:59:00

Current Timeframe : From 2011-01-01 00:00:00 To 2011-06-30 23:59:00

Location : MunicipalArea | MANCHESTER TOWNSHIP

User Comments : Jan-June 2010 vs 2011

Crime Class	Crime Class Description	Previous	Current	Percent Difference
450	ASSAULT AND BATTERY	0	1	100.00%
699	LARCENY - ALL OTHER	1	0	-100.00%
1410	MDOP - MALICIOUS DESTRUCTION OF PRO	2	0	-200.00%
2560	TRESPASS	1	0	-100.00%
2689	ANIMALS AT LARGE	5	3	-40.00%
2691	CONSERVATION LAWS	1	0	-100.00%
2697	ANIMAL CRUELTY 4 YR FEL	1	0	-100.00%
2922	FAIL TO STOP AND I.D. ACCIDENT	1	1	0.00%
3112	ACC, INJURY TYPE A	2	0	-200.00%
3145	TRAFFIC CRASHES - PROPERTY DAMAGE	13	9	-30.77%
3148	MOTOR VEHICLE - ANIMAL	5	2	-60.00%
3150	PROPERTY DAMAGE - H & R	1	0	-100.00%
3155	PERSONAL INJURY	2	1	-50.00%
3208	DEATH INVESTIGATION - CAUSE UNKNOWN	0	1	100.00%
3299	WELFARE CHECK	0	1	100.00%
3310	FAMILY TROUBLE	0	1	100.00%
3311	CUSTOMER TROUBLE	1	0	-100.00%
3312	NEIGHBORHOOD TROUBLE	1	0	-100.00%
3324	SUSPICIOUS CIRCUMSTANCES	6	2	-66.67%
3326	SUSPICIOUS VEHICLES	0	2	200.00%
3328	SUSPICIOUS PERSONS	0	4	400.00%
3330	ASSIST OTHER LAW ENFORCEMENT AGENCY	0	2	200.00%
3331	ASSIST MEDICAL	0	2	200.00%
3333	ASSIST MOTORIST	0	3	300.00%
3336	ASSIST CITIZEN	3	2	-33.33%
3345	ACCIDENTAL PROPERTY DAMAGE	0	1	100.00%
3351	CIVIL - LANDLORD / TENANT	0	1	100.00%
3355	CIVIL MATTER - OTHER	1	1	0.00%
3501	OPEN GENERIC	3	2	-33.33%
3505	OPEN GENERIC	1	1	0.00%
3509	OPEN GENERIC	1	0	-100.00%
3523	OPEN GENERIC	67	93	38.81%
3596	OPEN GENERIC	0	1	100.00%
3597	OPEN GENERIC	1	0	-100.00%
3599	OPEN GENERIC	0	1	100.00%
3702	ROAD HAZARD	1	3	200.00%
3704	ABANDONED AUTO	0	2	200.00%
3706	VEHICLE IMPOUND	0	1	100.00%
3708	PRIVATE IMPOUND	2	3	50.00%
3804	ANIMAL COMPLAINT	2	1	-50.00%
3808	ANIMAL BITE / SCRATCH	3	2	-33.33%
3812	ANIMAL PICK-UP - ALIVE	3	1	-66.67%
3814	ANIMAL PICK-UP - DEAD	1	0	-100.00%
3902	BURGLARY ALARM	3	7	133.33%
3904	OPEN	0	1	100.00%
6199	OTHER	6	2	-66.67%
6501	INSPECTION	0	1	100.00%

COMSTAT Report

Report Description

Previous Timeframe : From 2010-01-01 00:00:00 To 2010-06-30 23:59:00

Current Timeframe : From 2011-01-01 00:00:00 To 2011-06-30 23:59:00

Location : MunicipalArea | LIMA TOWNSHIP

User Comments : Jan-June 2010 vs 2011

Crime Class	Crime Class Description	Previous	Current	Percent Difference
450	ASSAULT AND BATTERY	4	2	-50.00%
460	INTIMIDATION / THREAT	1	0	-100.00%
512	BURGLARY - FORCE - NON-RESIDENTIAL	2	0	-200.00%
521	BURGLARY - NO FORCE - RESIDENTIAL	1	0	-100.00%
643	LARCENY FROM VEHICLE - B&E (INCLUDE	1	0	-100.00%
699	LARCENY - ALL OTHER	3	5	66.67%
710	AUTOMOBILE (CAR) THEFT	1	0	-100.00%
799	ALL OTHER VEHICLE	1	0	-100.00%
1199	ALL OTHER	2	0	-200.00%
1410	MDOP - MALICIOUS DESTRUCTION OF PRO	1	4	300.00%
1821	MARIJUANA - USE / POSSESS	0	1	100.00%
2115	OUI LIQUOR - includes per se	0	1	100.00%
2216	UNDERAGE (17-20 YEARS) POSSESS / TR	0	1	100.00%
2299	ALL OTHER VIOLATIONS	1	0	-100.00%
2311	FILE FALSE POLICE REPORT	0	1	100.00%
2405	DISORDERLY CONDUCT	2	1	-50.00%
2441	PUBLIC DRUNKENNESS	1	0	-100.00%
2443	OBSCENE TELEPHONE CALLS	1	0	-100.00%
2535	UNLAWFUL ENTRY - NO INTENT	1	0	-100.00%
2545	FIRECRACKERS / FIREWORKS - ILLEGAL	1	1	0.00%
2688	DOG LAW VIOLATIONS	1	0	-100.00%
2689	ANIMALS AT LARGE	3	0	-300.00%
2691	CONSERVATION LAWS	1	1	0.00%
2693	HEALTH/SAFETY VIOLATIONS	1	0	-100.00%
2780	LOCAL ORDINANCES - OPEN FOR ANY	1	0	-100.00%
2820	RUNAWAY	1	0	-100.00%
2840	MALICIOUS MISCHIEF	0	2	200.00%
2899	ALL OTHER	1	1	0.00%
2930	LICENSE / TITLE / REGISTRATION	0	1	100.00%
2934	VEHICLE INSURANCE - NONE / EXPIRED	1	0	-100.00%
2999	ALL OTHER	1	0	-100.00%
3010	FELONY	0	1	100.00%
3110	ACC, OTHER/KNOWN	0	1	100.00%
3113	ACC, INJURY TYPE B	3	1	-66.67%
3114	ACC, INJURY TYPE C	0	3	300.00%
3115	ACC, INJURY TYPE O	0	1	100.00%
3145	TRAFFIC CRASHES - PROPERTY DAMAGE	11	5	-54.55%
3148	MOTOR VEHICLE - ANIMAL	2	6	200.00%
3150	PROPERTY DAMAGE - H & R	2	0	-200.00%
3155	PERSONAL INJURY	2	4	100.00%
3215	SUICIDE - ADULT	1	0	-100.00%
3250	MENTAL	3	0	-300.00%
3299	WELFARE CHECK	0	1	100.00%
3310	FAMILY TROUBLE	6	7	16.67%
3311	CUSTOMER TROUBLE	1	1	0.00%
3312	NEIGHBORHOOD TROUBLE	3	1	-66.67%
3314	MISSING PERSONS	1	1	0.00%
3316	LOST PROPERTY	1	0	-100.00%

COMSTAT Report

Report Description

Previous Timeframe : From 2010-01-01 00:00:00 To 2010-06-30 23:59:00

Current Timeframe : From 2011-01-01 00:00:00 To 2011-06-30 23:59:00

Location : MunicipalArea | LIMA TOWNSHIP

User Comments : Jan-June 2010 vs 2011

Crime Class	Crime Class Description	Previous	Current	Percent Difference
3318	FOUND PROPERTY	1	2	100.00%
3320	OPEN BUILDINGS	1	0	-100.00%
3324	SUSPICIOUS CIRCUMSTANCES	20	1	-95.00%
3326	SUSPICIOUS VEHICLES	0	1	100.00%
3328	SUSPICIOUS PERSONS	7	6	-14.29%
3330	ASSIST OTHER LAW ENFORCEMENT AGENCY	1	4	300.00%
3331	ASSIST MEDICAL	3	0	-300.00%
3332	ASSIST FIRE DEPT	0	1	100.00%
3333	ASSIST MOTORIST	5	9	80.00%
3336	ASSIST CITIZEN	9	6	-33.33%
3355	CIVIL MATTER - OTHER	0	2	200.00%
3399	ALL OTHER	0	1	100.00%
3501	OPEN GENERIC	5	7	40.00%
3507	OPEN GENERIC	2	0	-200.00%
3508	OPEN GENERIC	0	4	400.00%
3509	OPEN GENERIC	1	0	-100.00%
3521	OPEN GENERIC	1	0	-100.00%
3523	OPEN GENERIC	224	246	9.82%
3531	OPEN GENERIC	1	0	-100.00%
3542	OPEN GENERIC	2	1	-50.00%
3550	OPEN GENERIC	1	0	-100.00%
3558	OPEN GENERIC	11	12	9.09%
3596	OPEN GENERIC	0	1	100.00%
3597	OPEN GENERIC	2	0	-200.00%
3599	OPEN GENERIC	1	0	-100.00%
3702	ROAD HAZARD	6	4	-33.33%
3704	ABANDONED AUTO	0	1	100.00%
3732	TRAFFIC MISCELLANEOUS B COMPLAINT	4	0	-400.00%
3799	TRAFFIC MISC	1	2	100.00%
3804	ANIMAL COMPLAINT	1	1	0.00%
3806	ANIMAL ALIVE - PUT TO SLEEP	0	1	100.00%
3808	ANIMAL BITE / SCRATCH	1	3	200.00%
3812	ANIMAL PICK-UP - ALIVE	2	0	-200.00%
3902	BURGLARY ALARM	15	8	-46.67%
3904	OPEN	2	1	-50.00%
3907	PANIC ALARM	0	1	100.00%
4020	RADAR	1	5	400.00%
4054	FAIL TO STOP FOR SCHOOL BUS	2	0	-200.00%
4075	TEXT WHILE DRIVING	0	1	100.00%
4126	SEAT BELT LAW - DRIVER	1	0	-100.00%
4312	NO OPS ON PERSON	1	0	-100.00%
5170	FALSE CALL I / I / C / F	5	0	-500.00%
6012	TRAFFIC CONTROL	0	1	100.00%
6199	OTHER	7	9	28.57%
6310	K-9 TRACKING	1	0	-100.00%

COMSTAT Report

Report Description

Previous Timeframe : From 2010-01-01 00:00:00 To 2010-06-30 23:59:00

Current Timeframe : From 2011-01-01 00:00:00 To 2011-06-30 23:59:00

Location : MunicipalArea | FREEDOM TOWNSHIP


User Comments : Jan-June 2010 vs 2011

Crime class	Crime Class Description	Previous	Current	Percent Difference
215	CSC I - SODOMY - O/A - FORCE	0	1	100.00%
450	ASSAULT AND BATTERY	0	1	100.00%
510	BURGLARY - HOME INVASION - 1ST DEGR	2	1	-50.00%
699	LARCENY - ALL OTHER	2	0	-200.00%
1410	MDOP - MALICIOUS DESTRUCTION OF PRO	1	0	-100.00%
2099	OTHER NON-VIOLENT OFFENSES	1	0	-100.00%
2115	OUI LIQUOR - includes per se	0	1	100.00%
2405	DISORDERLY CONDUCT	2	0	-200.00%
2689	ANIMALS AT LARGE	3	0	-300.00%
2691	CONSERVATION LAWS	1	0	-100.00%
2697	ANIMAL CRUELTY 4 YR FEL	1	0	-100.00%
2840	MALICIOUS MISCHIEF	1	0	-100.00%
2933	VEHICLE REGISTRATION - IMPROPER / E	1	0	-100.00%
3020	MISDEMEANOR	0	1	100.00%
3101	ACC, SINGLE MOTOR VEH	0	1	100.00%
3145	TRAFFIC CRASHES - PROPERTY DAMAGE	12	5	-58.33%
3148	MOTOR VEHICLE - ANIMAL	0	4	400.00%
3150	PROPERTY DAMAGE - H & R	0	1	100.00%
3155	PERSONAL INJURY	2	0	-200.00%
3215	SUICIDE - ADULT	0	1	100.00%
3250	MENTAL	0	1	100.00%
3310	FAMILY TROUBLE	0	1	100.00%
3312	NEIGHBORHOOD TROUBLE	0	2	200.00%
3324	SUSPICIOUS CIRCUMSTANCES	5	1	-80.00%
3326	SUSPICIOUS VEHICLES	0	1	100.00%
3328	SUSPICIOUS PERSONS	2	6	200.00%
3331	ASSIST MEDICAL	4	0	-400.00%
3332	ASSIST FIRE DEPT	0	1	100.00%
3333	ASSIST MOTORIST	2	1	-50.00%
3336	ASSIST CITIZEN	0	1	100.00%
3499	ALL OTHER COMPLAINTS	1	0	-100.00%
3501	OPEN GENERIC	10	1	-90.00%
3523	OPEN GENERIC	36	55	52.78%
3702	ROAD HAZARD	2	6	200.00%
3704	ABANDONED AUTO	1	0	-100.00%
3728	PARKING COMPLAINT	1	0	-100.00%
3732	TRAFFIC MISCELLANEOUS B COMPLAINT	1	0	-100.00%
3804	ANIMAL COMPLAINT	5	1	-80.00%
3808	ANIMAL BITE / SCRATCH	1	0	-100.00%
3812	ANIMAL PICK-UP - ALIVE	0	1	100.00%
3902	BURGLARY ALARM	2	1	-50.00%
3907	PANIC ALARM	1	0	-100.00%
4054	FAIL TO STOP FOR SCHOOL BUS	1	0	-100.00%
5170	FALSE CALL I / I / C / F	3	1	-66.67%
6199	OTHER	0	4	400.00%

Washitena County Office Of The Sheriff

Crime on the decline in the County!

Since January of 2009 we have had our primary focus on improving the quality of life in our neighborhoods by reducing some crimes of crime. See how things are beginning to look in our report. (Page 3)



"An educated community is our best partner"

Welcome to the first installment of the WCSO's Annual Community Report. An educated community is our best partner and we provide this document in the spirit of partnership and collaboration.

The mission of the WCSO is to "Create Public Safety, Provide Quality Service, Build Strong & Sustainable Communities". We believe that the best way to do so is through proactive, strategic partnerships with the community instead of just traditional, reactive policing. The WCSO is committed to deploying deputies that fully understand the communities they work in, are willing to have an open dialogue with neighbors, are committed to adapting strategies where appropriate because of community concerns and priorities, are focused on establishing trust with residents, and are willing to maximize opportunities to deliver police services in partnership with the community.

Through service excellence and crime prevention our goal is to improve the quality of life in the County and build strong and sustainable communities. We will also be good stewards of your tax dollars by pursuing our mission in the most efficient, strategic, cost-effective, fiscally responsible way possible. This report will highlight the progress we have made together toward achieving these goals.

Sheriff Jerry L. Clayton

Inside

- Page 2 Home Invasions
- Page 3 Crime Statistics:
Crime on the decline
- Page 4 Value For Your Tax Dollars
- Page 5 What You Pay For: cost of a Police Service Unit
- Page 6 Adding Value: Community Engagement



Mission: Create public safety, provide quality service,
build strong & sustainable communities

Home Invasions

Arrests are up, crime is down!


When a burglar breaks into your home they often take more than just your belongings. The lost sense of security or recurring fear can be as damaging as the smashed window or stolen property. That's why the WCSO has made the investigation and prevention of home invasions one of our core areas of focus.

Criminals that break into homes are opportunistic and habitual. Meaning, they will continue to break into homes until they are captured. **Figure 1** shows the total number of reports and arrests for Home Invasions in 2009 and 2010. It also illustrates an increase in the number of arrests for 2010 and nearly 100 fewer homes that were broken into.

What does this mean for you? It means we're headed in the right direction and that PROACTIVE patrols and community partnerships based upon sharing information work to prevent and solve crimes.


Figure 1: Home Invasion History

Year	Cases with arrest	Home Invasions
2009	55	1,038
2010	78	941



Protect Your Property

- Prune your shrubs
- Draw the blinds
- Don't advertise new purchases
- Get motion sensors for lights
- Set timers for indoor lights
- Reinforce strike plate on doors
- Shield windows near doors
- Install deadbolts
- Lock all doors and windows
- Install & always set a home alarm
- Get a dog
- Know your neighbors
- Join neighborhood watch



To schedule a Home Security Survey

Call the Washtenaw County Sheriff's Office
Community Outreach Department at 734-223-3333

The WCSO offers free Home Security Surveys!

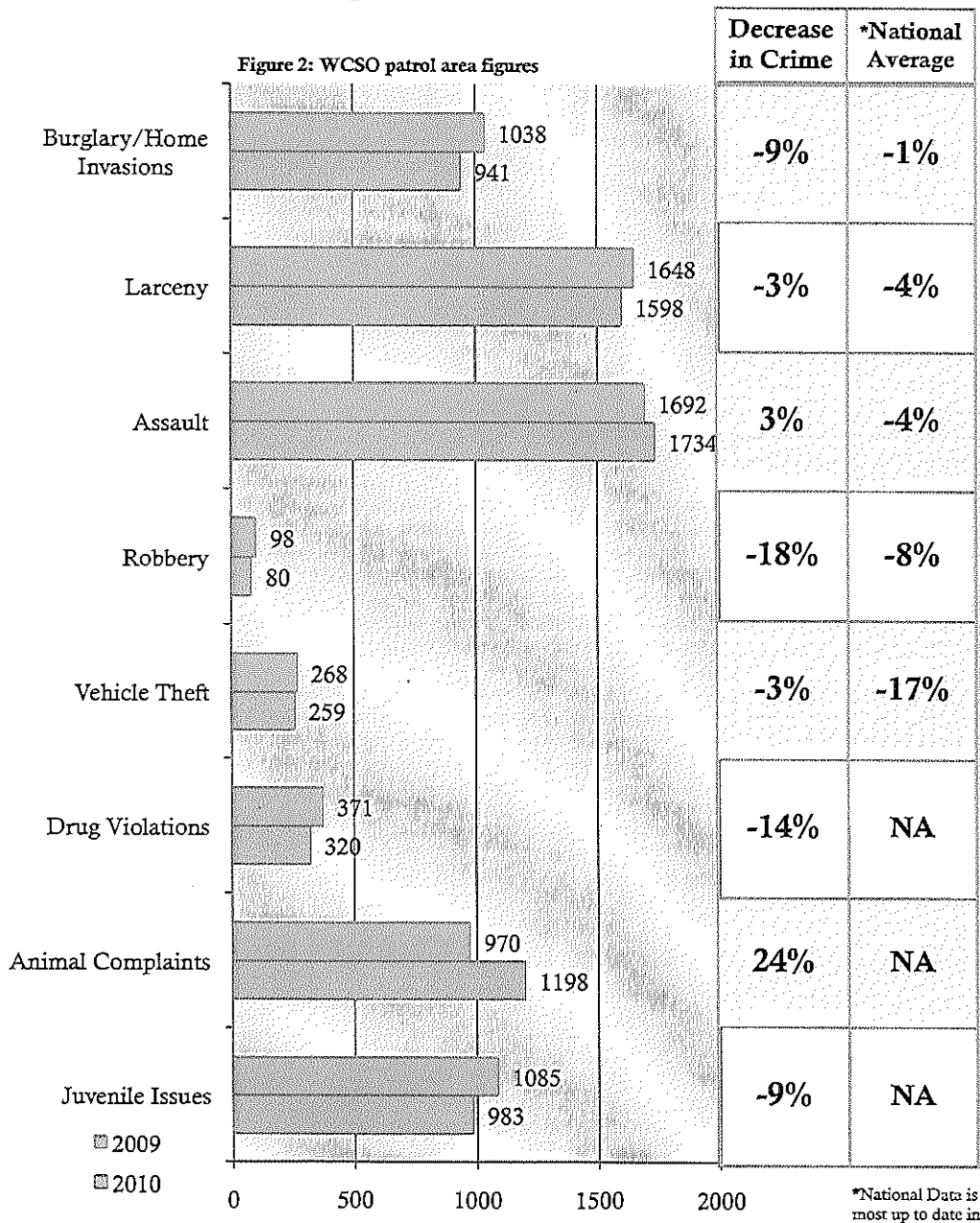
Burglars are opportunistic and look for the easiest way in and out. The more you can secure your property the less likely you are to have your home broken into.

One way to protect your home is through a comprehensive home security survey. Our deputies will come over with thorough equipment and around your property will provide you with an honest and thorough survey. We will have a written report identifying possible security vulnerabilities and be given suggestions on how to fix them.

Calls for Service

WCSO reduces Crime

Figure 2 compares the total number of calls for service in WCSO Patrol Areas between January and December of 2009 & 2010. It also shows how much crime has changed since 2009 and compares that change to the national average.



The Facts

Total dispatch center calls in 2009

- Washtenaw Co. Dispatch: 233,446
- Ann Arbor City Dispatch: 188,403
- U of M Dispatch: 81,354
- Ypsilanti Dispatch: 55,884**
- Milan City Dispatch: 20,562
- Chelsea City Dispatch: 20,402
- Saline City Dispatch: 18,678
- Pittsfield Twp. Dispatch: 13,445
- EMU Dispatch: 2,055

**In 2010 YPD will be included with the Washtenaw County figures since WCSO now dispatches for the City of Ypsilanti.

*National Data is from the FBI Uniform Crime Reports most up to date information, comparing 2008-2009. The 2010 national data was not yet available.

Value For Your Tax Dollars

Figure 4 below compares various police budgets within our area and demonstrates cost per resident based upon that budget. Those areas highlighted in blue are WCSO contract service areas.

Figure 4: Police Budget Comparison 2010

Community	Population	Police Budget	Per Capita Cost
Dexter, Dexter, Webster collaboration	16,830	\$1,347,140	\$80.04
Scio Twp.	16,261	\$1,337,500	\$82.25
Ypsilanti Twp.	53,037	\$4,865,011	\$91.73
Village of Manchester, Lodi & Bridgewater	10,388	\$1,046,472	\$100.73
Ann Arbor, Superior Twp. collaboration	18,130	\$2,074,192	\$114.41
Canton Twp.	89,727	\$15,726,681	\$175.27
Jackson City	36,316	\$8,151,781	\$224.47
Van Buren Twp.	27,377	\$6,472,456	\$236.42
Ypsilanti City	19,419	\$4,601,548	\$236.96
Ann Arbor City	109,346	\$26,383,948	\$241.29
Saline City	8,369	\$2,234,536	\$267.00
Average	36,836	\$6,749,205	\$168.23

These numbers are not to be confused with contract price and represent a comparison of each individual jurisdictions 2010 budget. This also does not include those areas that have less than 24 hr. police coverage. Pittsfield Township is not included as their budget is partially set up as joint fire and police.

WCSO Partnerships = Savings
 Co-located dispatch center

Ypsilanti City Dispatching Contract

Savings/Earnings	Efficiency
...	...
...	...
...	...
...	...

WCSO/Ann Arbor Co-Location Project

Savings/Earnings	Efficiency
...	...
...	...
...	...
...	...

Community Engagement


WCSO Adding Value to our Community

The WCSO is in a unique position to engage community residents, influence community resources, and work with other components of the criminal justice system. Our mission is more than just arresting and holding those that have committed crimes. Building Strong and Sustainable Communities requires a commitment and dedication to the community and requires a connection to neighborhoods in order to be truly successful.

It's not about feel good programs. It's about getting into our neighborhoods, forming meaningful relationships, building trust, working together to prevent and solve crimes, and ultimately it's about a better quality of life for us all.

Understanding that crime is not just a law enforcement problem but that it is also a community problem is the basis of our commitment to building partnerships with our neighbors. Whether it is focused on youth or seniors...a one time, month long, or year round event...preventing crime or reintegrating a former inmate back into society...it all comes down to addressing root causes.

The WCSO is taking the lead and initiative to work within our neighborhoods. We are addressing the root causes of crime, being proactive and preventing crime, working closely with human service organizations, and working with residents to revitalize some of our most vulnerable areas. Listed in the column to the right are just a few of the many community-oriented prevention programs run by the Sheriff's Office.



Building Community

- Neighborhood Watch
- Email Alert System
- Community Outreach Team
- Touch A Truck
- WCSO Explorers
- Homeless Soccer
- Book-A-Cop
- Car Seat Giveaway
- STOPPED
- Shop With A Cop
- Citizens Police Academy
- Ballin' Basketball Series
- Victim Notification System


For More Information Contact
Director of Community Engagement
Derrick Jackson @
jacksond@ewashtenaw.org
734-973-4503

Community Outreach

Building Community With Those That Use It Daily

With released inmates returning to our community on a daily basis, the WCSO is at the forefront of reintegrating them back into society.

Our Community Outreach Team (COT) acts as the liaison between the street, community residents and law enforcement. By engaging the community on these issues, our goal is systematic community change to address root causes. We have been partnering and consulting with residents that at the time were incarcerated. To address root causes you cannot simply deal with the symptoms through arrest. The goal is to identify and fix the direct and indirect conditions and the relationships generated in present time and the future that affect root causes. The COT will continue building strong neighborhoods by identifying issues with those and addressing the conditions of dangerous and high crime areas.




THE UNITED STATES
DEPARTMENT
OF JUSTICE

In 2008 & 2010 WCSO was awarded
by DOJ Deputy Attorney General for
Community Outreach and Reentry of
Released Inmates and Corrections
Institutions.

Book-A-Cop

Month Long Promotion of Literacy



There's no jail time or fingerprinting involved in "Book a Cop," only a month long promotion of literacy.

The WCSO, including Sheriff Clayton, spent the entire month of March volunteering to read to the Ypsilanti Public Schools' first grade students. The activity is part of "*March is Reading Month*" celebrations and was designed & led by Corporal Charles Ball.

"We want students to feel comfortable with law enforcement personnel and this is one way to build a positive rapport with some of our youngest citizens."


Corporal Charles Ball

It's one thing to solve a crime after it has been committed, but the WCSO has focused our efforts on preventing crime from taking place. By proactively targeting specific areas and engaging residents prevention is possible.

Have you seen the horses? Last summer the Mounted Unit began patrolling our streets, along with increased bike patrols and foot patrols. These are not random patrols, but are focused on particular streets and neighborhoods at specific times aimed at prevention.

Proactive Patrols

Walking & Riding the Streets



Stay connected to the information that matters most to you!

Sign up to receive text and email crime alerts from the WCSO.

The Washtenaw County Sheriff's Office is committed to fully engaging the citizens that we serve and working with you to prevent criminal activity, respond to those individuals that have committed crimes, and to find and enforce methods of improving the quality of life in our county.

Nixle is a new communications service that allows us to send important, relevant community information. Thanks to our being the first municipality to allow us to create and utilize messages to be delivered to subscribed citizens directly via text message and/or email.

nixle

To sign up visit

WashtenawSheriff.org

Stay up-to-date on happenings in your neighborhood. Sign up for critical alerts and more from the Washtenaw County Sheriff's Office.

